








Catholic Social Teaching links across the curriculum

Subject: Design Technology

| Catholic Social Teaching Principle | How CST is Incorporated (Key Stage 1) | How CST is Incorporated (Lower KS2) | How CST is Incorporated (Upper KS2) |
|---|---|--|---|
| <p><u>Dignity of the human person</u></p> <p>We are all made in God's image so we all deserve respect.</p>  | <p>Y2 Advent Topic: Frame Structures Ensure your design is inclusive for a selection of toys.</p> | <p>Cycle A Lent Topic: Vegetable soup – design an inclusive recipe/link to food allergies/vegetarian/cultures.</p> | <p>Cycle A Pentecost Motorised Vehicle Investigate how products are made link to ethical product design</p> |
| <p><u>Family and Community</u></p> <p>God made us to be part of communities, families and countries, so all people can share and help each other.</p>  | <p>Y1 Lent Topic: Mechanisms: Working together to problem solve and help each other.</p> | <p>Cycle B Pentecost Topic Structures: Design a chair that could be used for the school community.</p> | <p>Cycle B Advent topic Food Bread: Design a tear and share bread than can be served for a family occasion.</p> |

| | | | |
|---|---|--|--|
| <p><u>Rights and responsibility</u></p> <p>God wants us to help make sure that everyone is safe and healthy and can have a good life.</p>  | <p>Y1 Pentecost Food Topic – Picnic snacks Making healthy choices</p> | <p>Cycle B Advent Paper Circuits Topic: Working safely when disassembling products.</p> | <p>Cycle B Lent Structures Topic Rethink the design of the school – make improvements.</p> |
| <p><u>Solidarity and the common good</u></p> <p>God made everyone so we are all brothers and sisters in God's family wherever we live. (The fruit of the Earth belongs to everyone.)</p>  | <p>Y2 Pentecost Food Topic: Cous cous. Encourage children to design a dish that will serve the local community/class.</p> | <p>Cycle A Advent Structures Topic: Can children incorporate recycled materials into their design?</p> | <p>Cycle A Lent Structures Topic Eco conscious design – think about sustainable and recyclable materials</p> |
| <p><u>Dignity of work</u></p> <p>Work is important in God's plan for adults and their families, so jobs and pay should be fair.</p>  | <p>Y1/Y2 During each topic to discuss job opportunities linked to each topic.</p> | <p>During each topic to discuss job opportunities linked to each topic.</p> | <p>During each topic to discuss job opportunities linked to each topic.</p> |

| | | | |
|--|---|---|--|
| <p><u>Option for the poor</u></p> <p>God wants us to help people who are poor, who don't have enough food, a safe place to live or a community.</p>  | <p>Y2 Lent Puppets/Textiles Topic</p> <p>Discuss designing for children who may not have access to toys/charities</p> | <p>Cycle A Pentecost Textiles Topic:</p> <p>Donate items they make to a local charity.</p> | <p>Cycle A Advent Food Bolognese Topic</p> <p>Children to design a recipe for a dish that can be served in a food shelter thinking about inclusive ingredients and ease of method.</p> |
| <p><u>Stewardship/care for creation</u></p> <p>The world has been made by God, so we must take care of all creation.</p>  | <p>Y1 Advent Structures Topic: Which materials are better to use to help the planet?</p> | <p>Cycle B Lent Food Dip Topic:</p> <p>Children to include seasonal ingredients and think about what could be done with any waste products.</p> | <p>Cycle B Pentecost Textiles Topic:</p> <p>Upcycling/repurposing items.</p> |